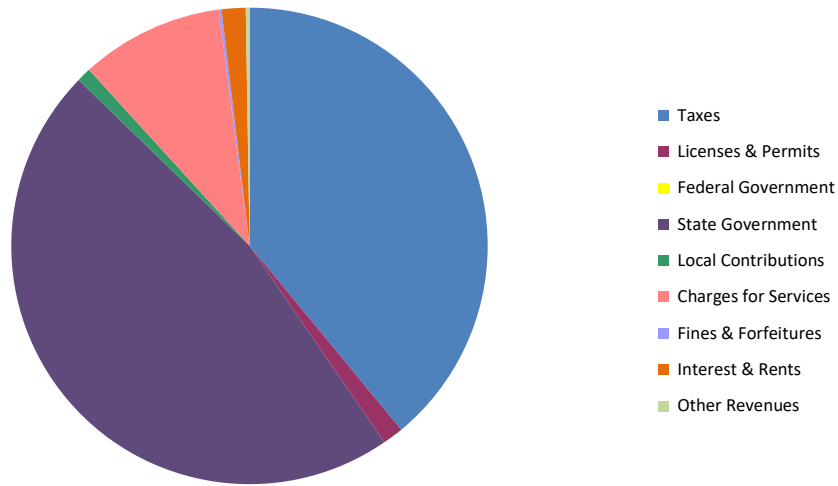


CITIZEN'S GUIDE TO LOCAL UNIT FINANCES - Village of St. Charles (73-3050)

REVENUES

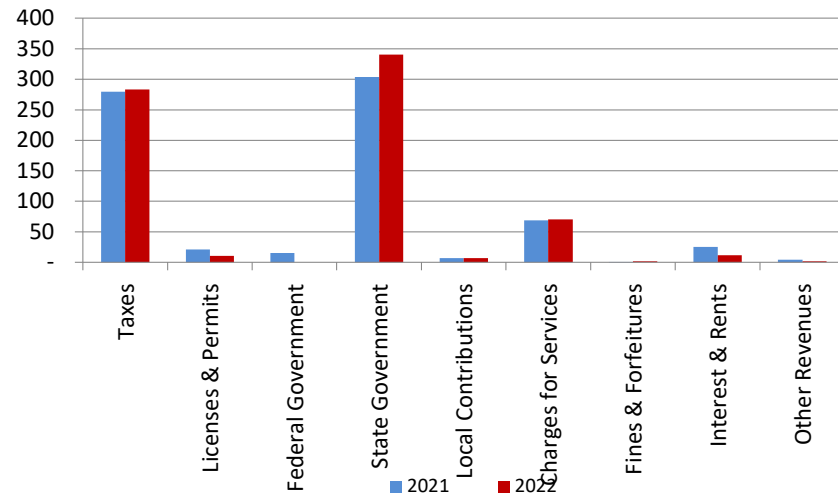
1. Where our money comes from (all governmental funds)



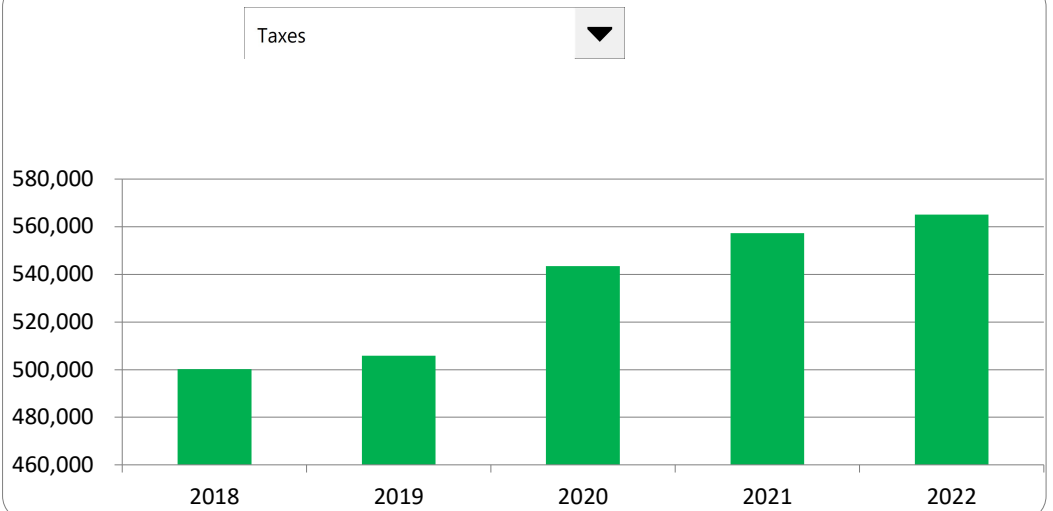
2. Compared to the prior year

	2021	2022	% change
Taxes	\$ 557,346	\$ 565,104	1.39%
Licenses & Permits	42,448	20,307	-52.16%
Federal Government	30,959	-	-100.00%
State Government	604,379	678,399	12.25%
Local Contributions	14,000	14,000	0.00%
Charges for Services	137,234	140,333	2.26%
Fines & Forfeitures	1,397	2,826	102.29%
Interest & Rents	49,511	23,459	-52.62%
Other Revenues	7,828	3,737	-52.26%
Total Revenues	\$ 1,445,102	\$ 1,448,165	0.21%

3. Revenue sources per capita - compared to the prior year



4. Historical trends of individual sources



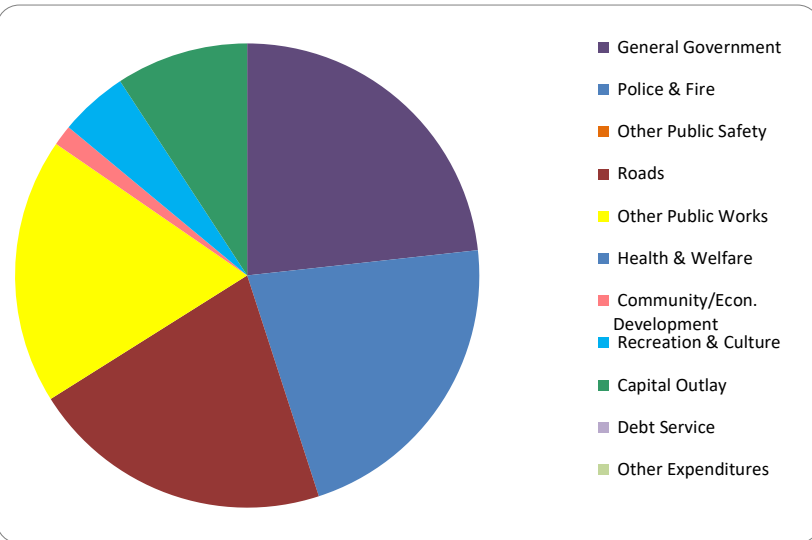
Commentary:

For more information on our unit's finances, contact Jennifer Rosser-Nesbit at 989-865-8287.

CITIZEN'S GUIDE TO LOCAL UNIT FINANCES - Village of St. Charles (73-3050)

EXPENDITURES

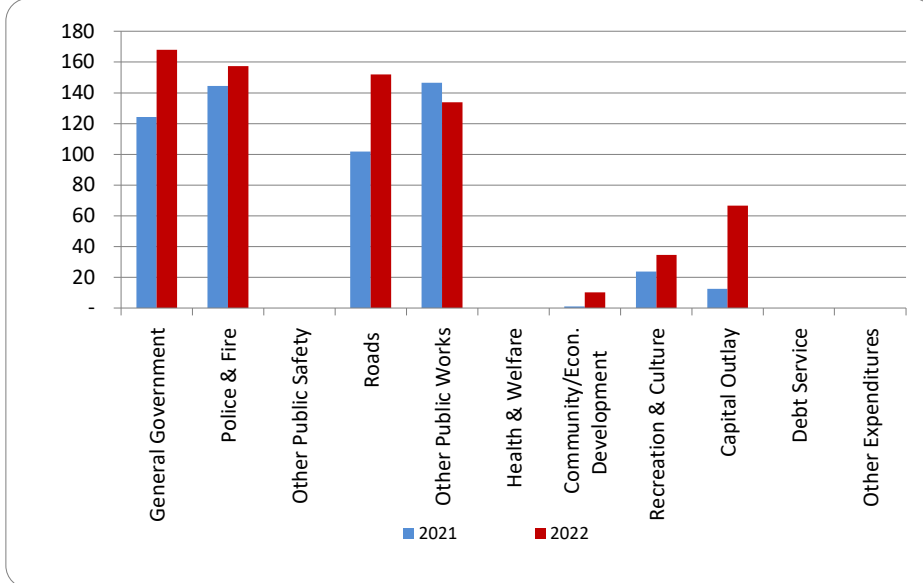
1. Where we spend our money (all governmental funds)



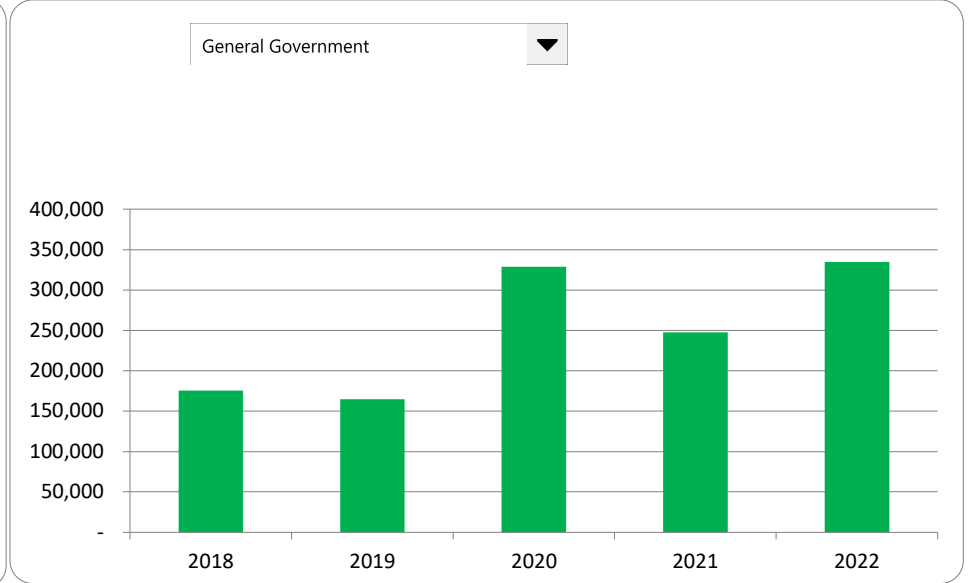
2. Compared to the prior year

	2021	2022	% change
General Government	\$ 247,502	\$ 334,588	35.19%
Police & Fire	287,566	313,178	8.91%
Other Public Safety	-	-	N/A
Roads	202,718	302,941	49.44%
Other Public Works	291,827	266,527	-8.67%
Health & Welfare	-	-	N/A
Community/Econ. Development	2,355	20,420	767.09%
Recreation & Culture	47,400	68,718	44.97%
Capital Outlay	25,256	132,554	424.84%
Debt Service	-	-	N/A
Other Expenditures	-	-	N/A
Total Expenditures	\$ 1,104,624	\$ 1,438,926	30.26%

3. Spending per capita - compared to the prior year



4. Historical trends of individual departments:

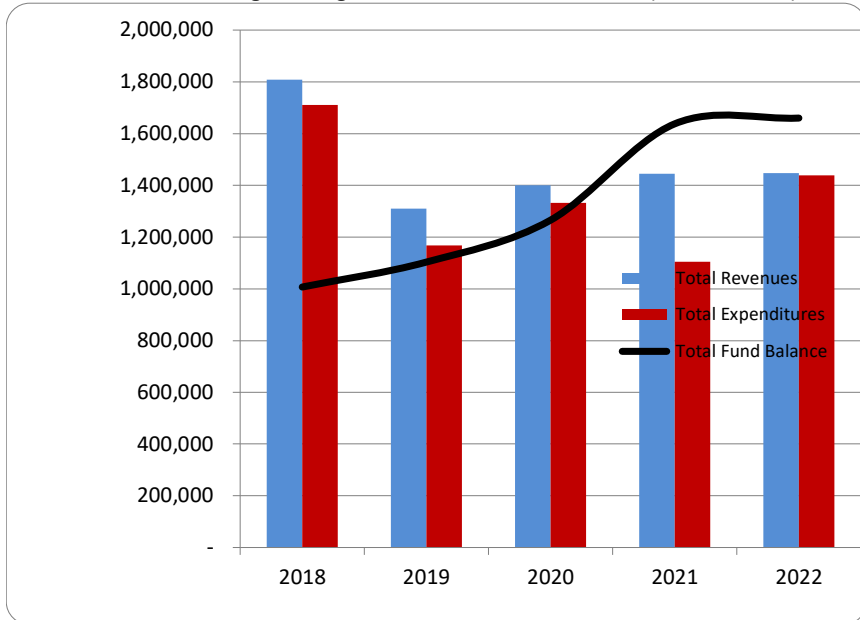


Commentary:

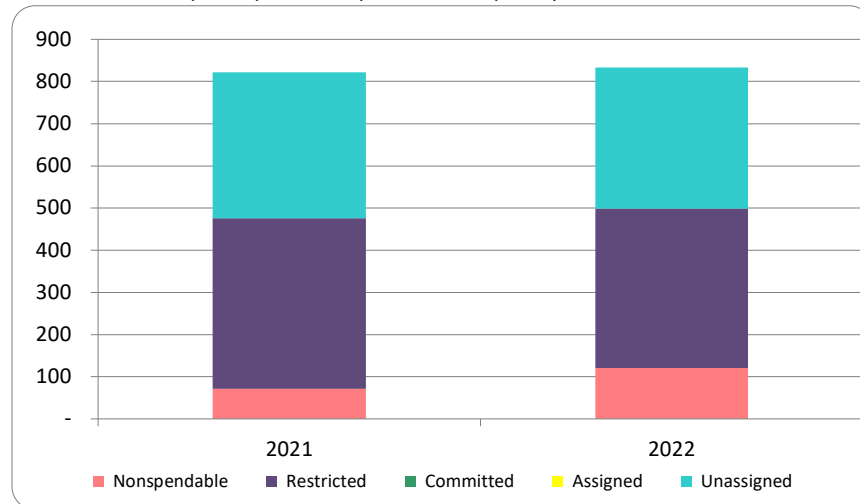
For more information on our unit's finances, contact Jennifer Rosser-Nesbit at 989-865-8287.

CITIZEN'S GUIDE TO LOCAL UNIT FINANCES - Village of St. Charles (73-3050)

1. How have we managed our governmental fund resources (fund balance)?



3. Fund balance per capita - compared to the prior year

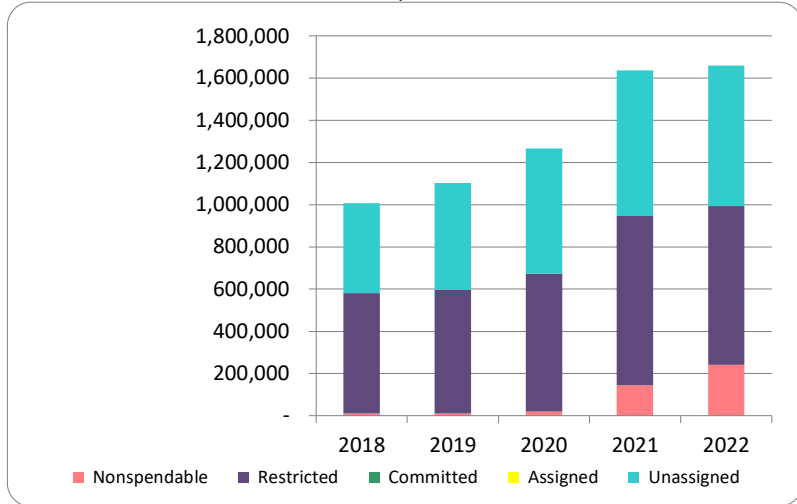


FINANCIAL POSITION

2. Compared to the prior year

	2021	2022	% change
Revenue	1,445,102	1,448,165	0.21%
Expenditures	1,104,624	1,438,926	30.26%
Surplus (shortfall)	340,478	9,239	-97.29%
Fund balance, by component:			
Nonspendable	143,250	241,117	68.32%
Restricted	804,629	752,070	-6.53%
Committed	-	-	N/A
Assigned	-	-	N/A
Unassigned	689,919	667,194	-3.29%
total fund balance	1,637,798	1,660,381	1.38%

4. Historical trends of individual components

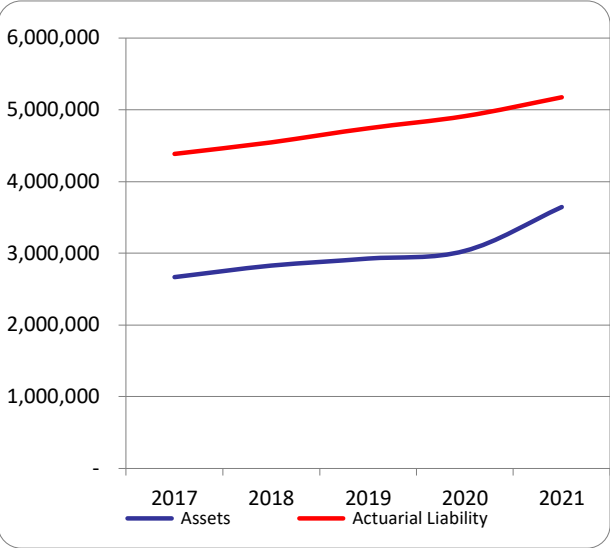


Commentary:

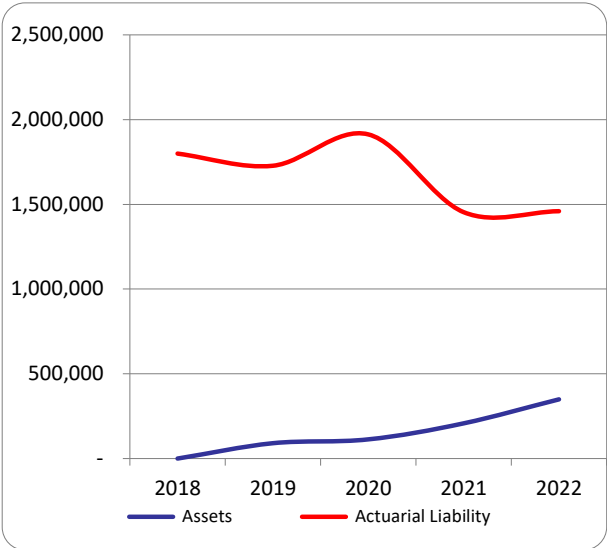
For more information on our unit's finances, contact Jennifer Rosser-Nesbit at 989-865-8287.

CITIZEN'S GUIDE TO LOCAL UNIT FINANCES - Village of St. Charles (73-3050)

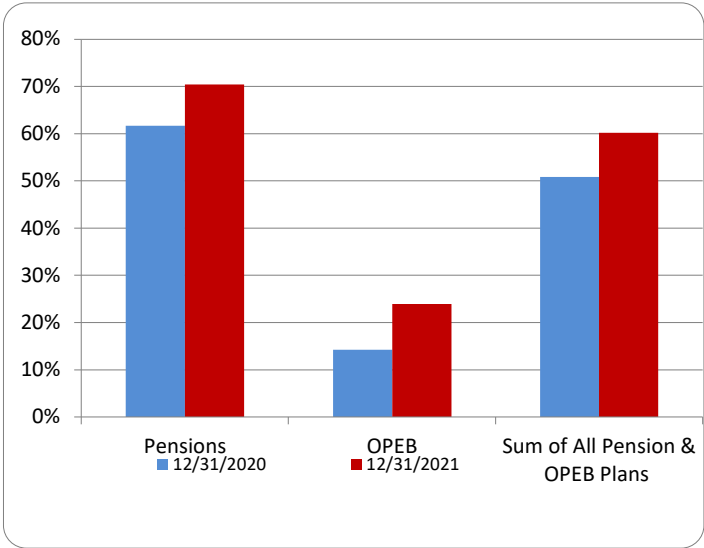
1. Pension funding status



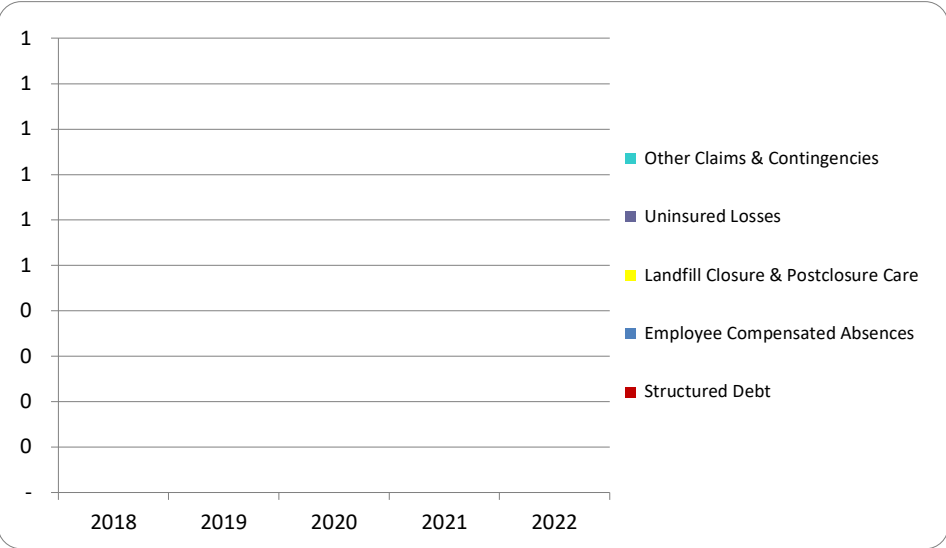
2. Retiree Health care funding status



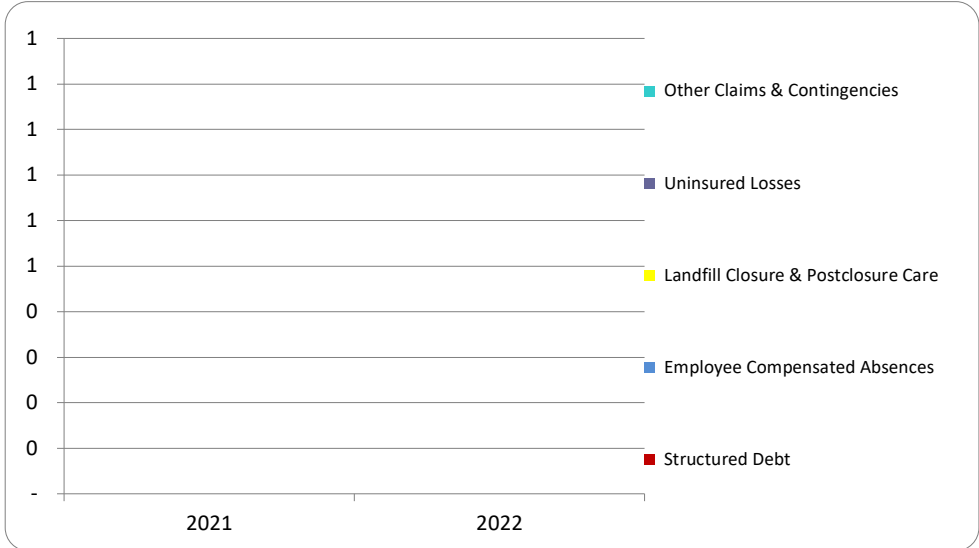
3. Percent funded - compared to the prior year



4. Long Term Debt obligations:



5. Debt & other long term obligations per capita - compared to the prior year



Commentary: