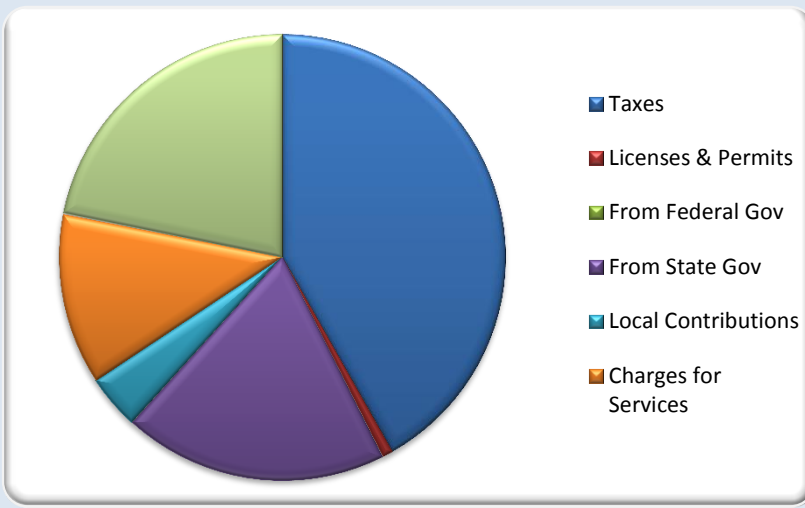


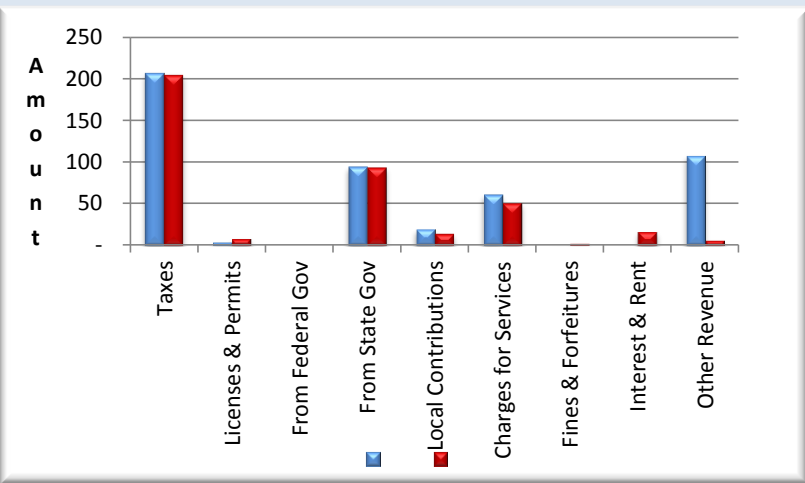
1. Our Sources of Revenue (all governmental funds)



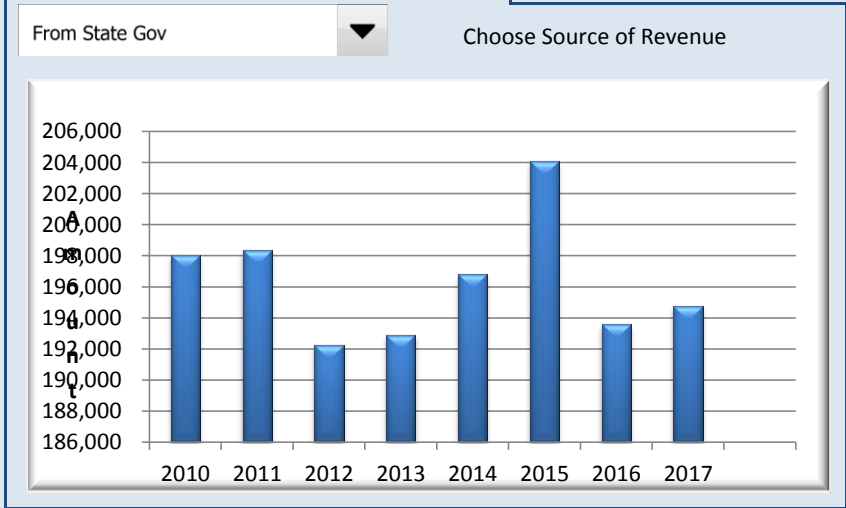
2. Compared to the Prior Year

	2016	2017	% Change
Taxes	421,477	425,692	1%
Licenses & Permits	9,000	8,000	-11%
From Federal Gov	-	-	N/A
From State Gov	193,598	194,764	1%
Local Contributions	30,500	40,500	33%
Charges for Services	158,672	125,725	-21%
Fines & Forfeitures	1,000	1,000	0%
Interest & Rent	850	500	-41%
Other Revenue	107,330	221,950	107%
<b>Total</b>	<b>\$ 922,427</b>	<b>\$ 1,018,131</b>	<b>10%</b>

3. Revenue sources Per Capita (Compared to the Prior Year)



4. Historical Trends of Each Source



Commentary: